



10th International Congress on Industrial and Applied Mathematics

ICIAM 2023 TOKYO

- How to connect online venue -

**Ver. July 28, 2023**

# CONTENTS

---

- 1. Recommended System Requirements**
- 2. How to Login to Zoom Events**
  - a.From invitation email
  - b.From the URL
- 3. How to Set Up Your Profile**
- 4. Detailed Description of the Lobby**
- 5. How to Search for Sessions**
- 6. Q&A**
- 7. Contact to Support Desk**

# Recommended System Requirements

---

## ~ Prerequisites for attending a Zoom event ~

- Zoom Desktop Client for Windows, macOS, or Linux : Global minimum version or later
- Zoom mobile app for Android or iOS : Global minimum version or higher
- Zoom Events web browser:
  - Chromium Edge: 80 or higher
  - Google Chrome: 53.0.2785 or higher
  - Safari: 10.0.602.1.50 or higher
  - Firefox: 76 or higher
  - Internet Explorer: 10 or higher

Note: Microsoft ended support for Internet Explorer (IE) 11 on August 17, 2021. Based on this date, Zoom ended support for IE on September 30, 2021. Users can still use Zoom on IE after this date but we will no longer be supporting IE, fixing issues related to IE, or offering any customer support related to IE.

- Basic, Pro, Business, Enterprise, or Education account

## Notes:

- For attendee access to the latest Zoom Events and Webinar features, we highly encourage attendees to update to the latest version of the Zoom desktop client/mobile application.
- Attendees without a Zoom account can use their email address to register for a Zoom Event. They must use the email that they registered with to access the event.

Reference page: <https://support.zoom.us/hc/en-us/articles/4404105243405>

Click here to download and update the Zoom desktop client: [https://zoom.us/download#client\\_4meeting](https://zoom.us/download#client_4meeting)

# How to Login to Zoom Events

---

## There are two ways to log in to ZoomEvents

- From invitation email —> **See page. 5**
- From the URL → **See page. 6**
  - \***See page. 7** “Email Address For Zoom Events” to check your email address.

# From Invitation Email

## Invitation email

- An invitation email will be sent to email address of review system.
- Please click “Agree and join” button during the event.

**You are registered for ICIAM2023—preConnection test**

**ICIAM2023—preConnection test**

[View Event](#)

  
10th International Congress on Industrial and Applied Mathematics  
ICIAM 2023 TOKYO

- Jul 23, 2023 8:00 AM - Jul 28, 2023 5:00 PM JST
- Organized by ICIAM2023 -tokyo.Soubun
- Demo Free Ticket

By clicking “Agree and Join”, I agree to the [Event Participant Terms of Use](#), [Zoom’s Privacy Statement and Terms of Service](#), and acknowledge that my personal information will be shared with the host subject to the host’s privacy notice. The host has not provided a privacy notice. Please reach out to the host for more information.

[Agree and Join](#)

For more information: [View Ticket](#)

Event period

Click!

# From the URL

---

## URL

- You can connect from the URL by using your Zoom account or Sign-Up.
- If you are using a zoom account, please enter to your zoom account the email address of review system.
- An invitation email will be sent to email address of review system.
- Please access the zoomEvents (<https://events.zoom.us/> ) and sign-in.

**zoom** Events

**Sign in**

Are you using it for the first time? [Explore Zoom Events](#)

mail address

password



[Did you forget your password?](#)

[help](#)

**Sign in**


By signing in, I agree to [Zoom's Privacy Statement](#) and [Terms of Service](#) .

keep me signed in

# Email Address For Zoom Events

## URL

- After the advance date(20 July, 2023 Anywhere on Earth), an invitation email for entering an online venue will be sent to the email address in the review system to those who have already completed registration(including members of Financial support program).
- Please make registration and check your email address in the Review system(<https://review.iciam2023.org/>).



ICIAM 2023 TOKYO LOGIN

**ICIAM**  
10th International Congress on Industry and Applied Mathematics  
ICIAM 2023 TOKYO

Login

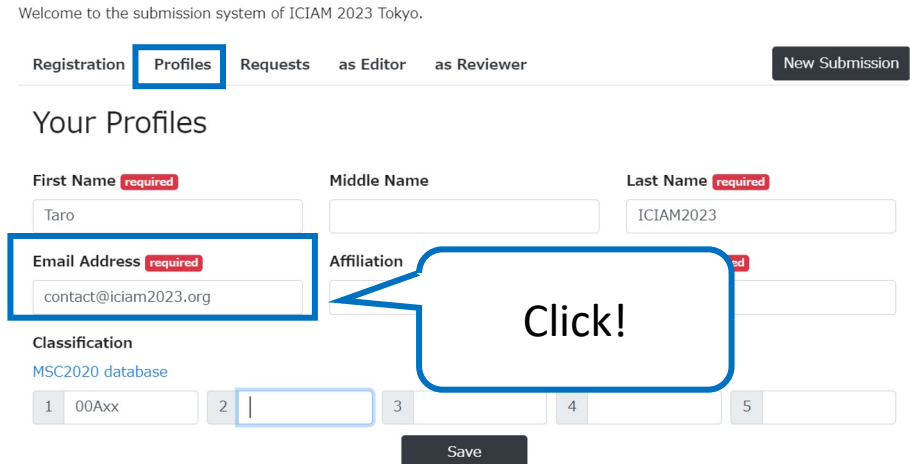
Email Address

Password

Login

Sign Up

Reset Password



Welcome to the submission system of ICIAM 2023 Tokyo.

Registration Profiles Requests as Editor as Reviewer New Submission

Your Profiles

First Name **required** Middle Name Last Name **required**

Taro ICIAM2023

Email Address **required** Affiliation **required**

contact@iciam2023.org

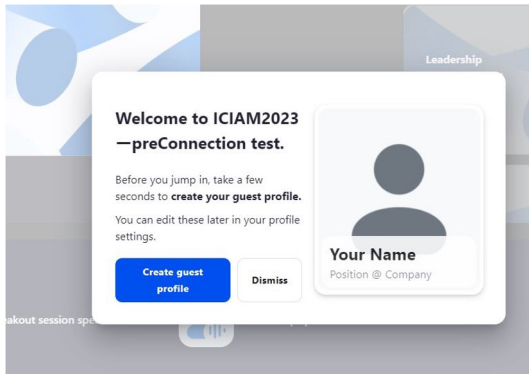
Classification

MSC2020 database

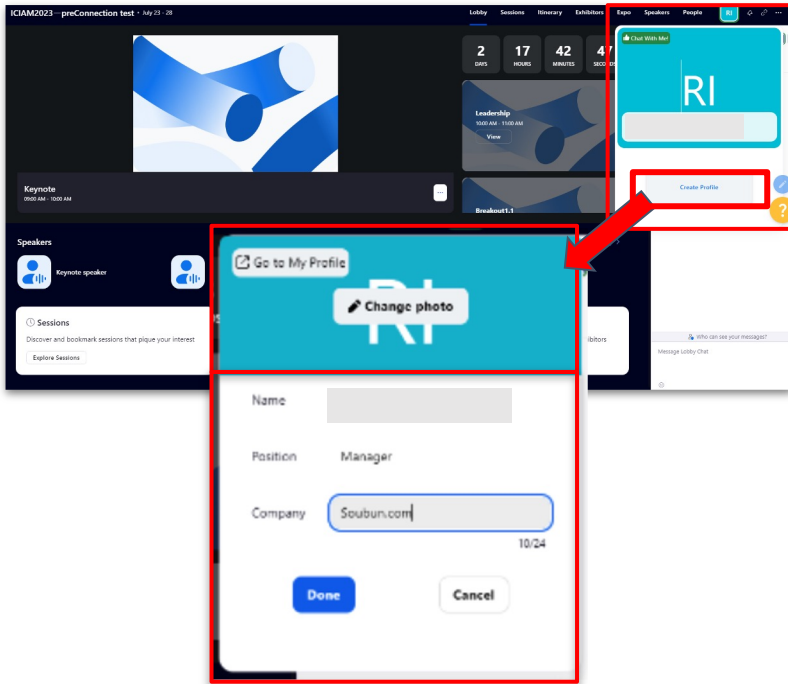
1	00Axx	2		3		4		5	
---	-------	---	--	---	--	---	--	---	--

Save

# How to Set Up Your Profile



When you log in to the Lobby, a window for setting up your profile will pop up on your screen. You can customize your photo settings, name settings, affiliations, and enjoy interacting with participants.



If you cannot customize your profile right after logging in; you can change it later.

1. Click on the icon in the upper right corner of the screen
2. Click on Create Profile
3. Set up lobby photo, set up name, change affiliation

Customize it and enjoy interacting with participants!

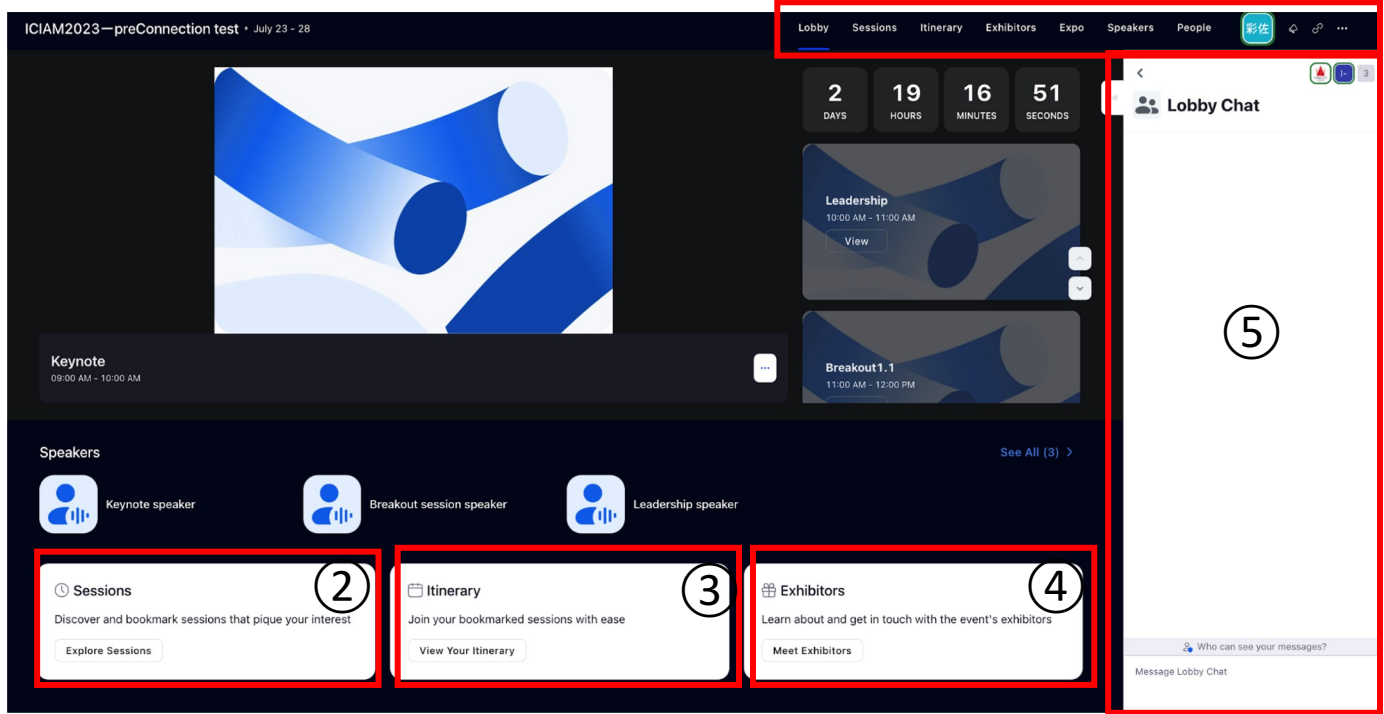


# Detailed Description of the Lobby

- Once logged in, you will enter a web page called the "Lobby".
- The Lobby allows you to bookmark sessions, view a calendar of bookmarked sessions, interact with sponsors, chat with participants, and view live streaming of webinars.

## ① Menu

- Sessions
- Schedule
- Exhibitions
- Expo
- Speakers
- Participants
- My Profile
- Switch Language



## ② Session

View a list of sessions to be held. Search and Bookmark your favorite sessions here.

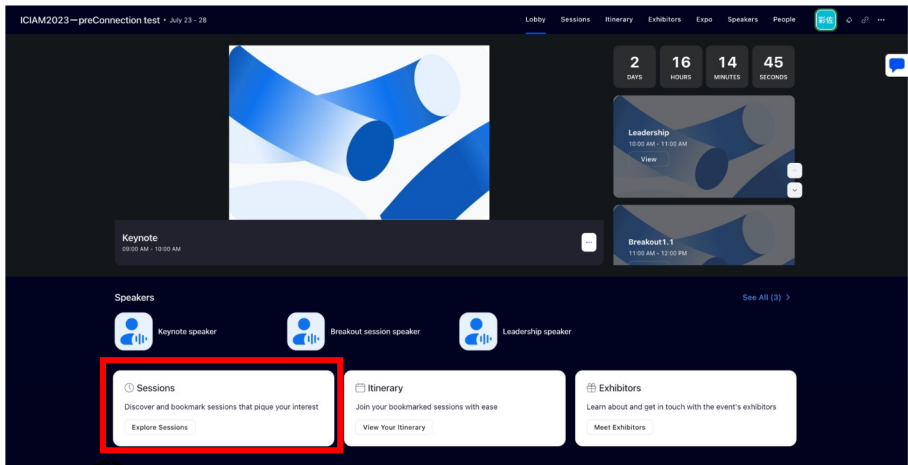
## ③ Schedule

You can view a list of bookmarked sessions in a calendar format. This will ensure that you never miss a session that you want to see.

## ④ Exhibitor

You can communicate with companies that have opened stores.

# How to Search for Sessions



- ① Click on the session
- ② Go to the session list page.
- ③ Search for sessions in the search window.
- ④ The filter function makes searching easier.
- ⑤ Sessions can be bookmarked.
- ⑥ Bookmark sessions will be consolidated in "Itinerary".

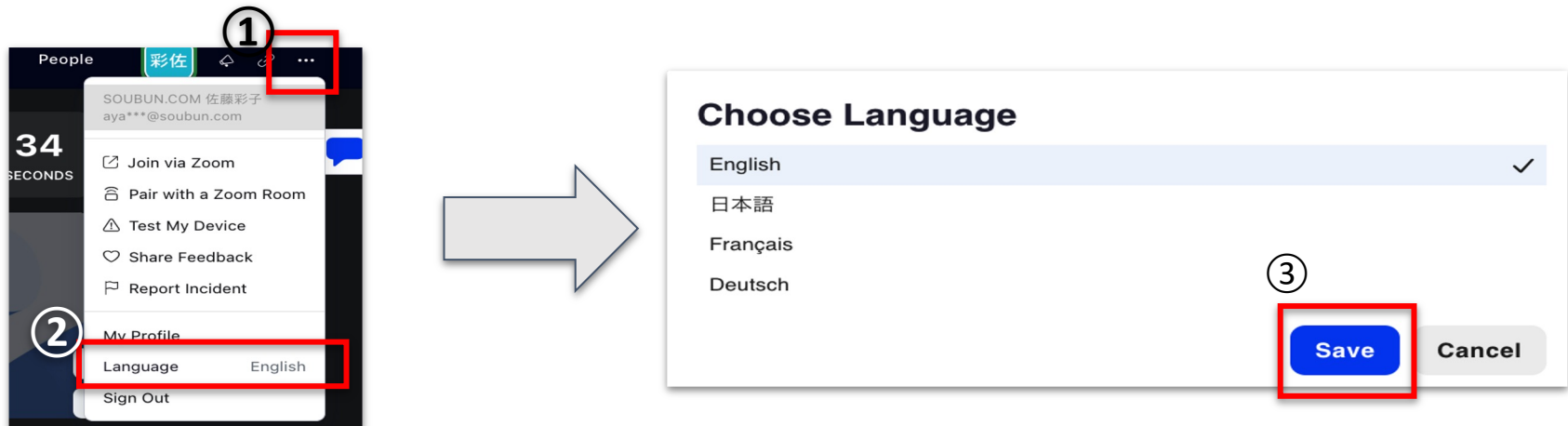


# Q&A

## Q1. If you are unable to log in to Zoom Events...

--> Please see page. 5 to 7.

## Q2. If you want to change the language setting in the lobby...

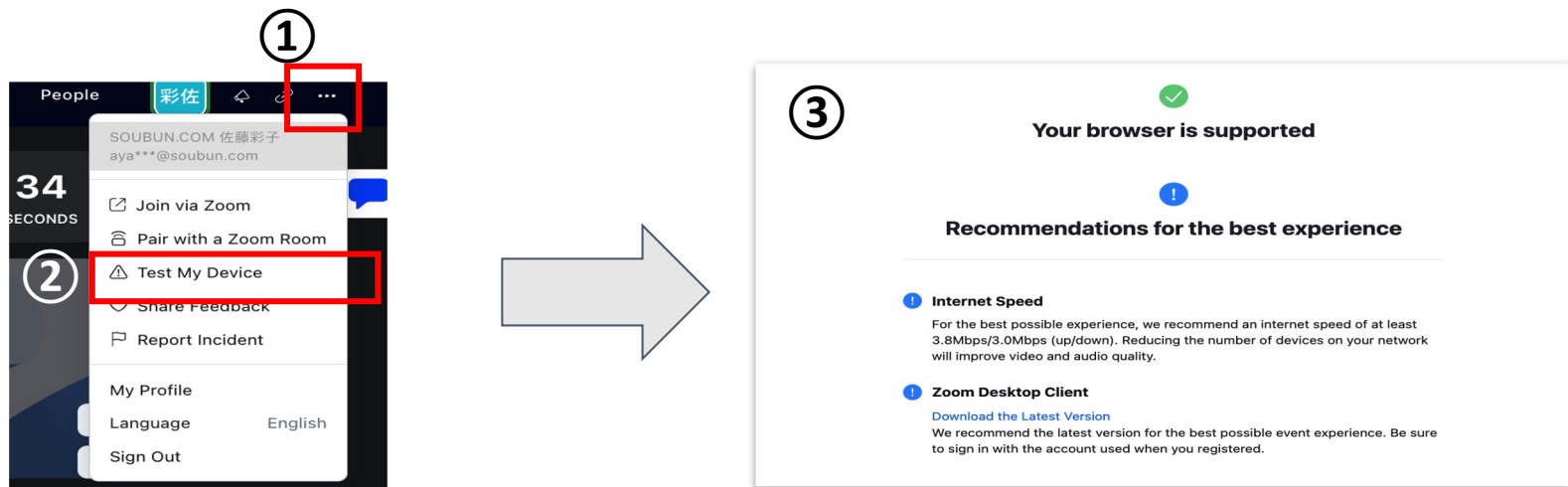


- ① Click “ . . . ” on the upper right corner of the screen
- ② Click on “Language”
- ③ Select the preferred language and click “Save”.

# Q&A

## Q3. If Zoom does not work properly...

→ You can check if your device and environment is sufficient for using Zoom.



① Click “ . . . ” on the upper right corner of the screen.

② Click on "Test My Device"

③ The webpage of ③ will open on a new browser.

You can check the communication environment and whether the browser is compatible with your device.

# Contact to Support Desk

---

Support Desk

<https://ws.formzu.net/dist/S66081932/>

If you encounter any problems, please contact us using the form above.

Response time: 9:30-17:30 (UTC+9)

Your kind patience is appreciated until we respond in order.

Reference:

<https://support.zoom.us/hc/ja/articles/4402706205325-Zoom-Events-%E5%87%BA%E5%B8%AD%E8%80%85%E5%85%A5%E9%96%80%E3%82%AC%E3%82%A4%E3%83%89>